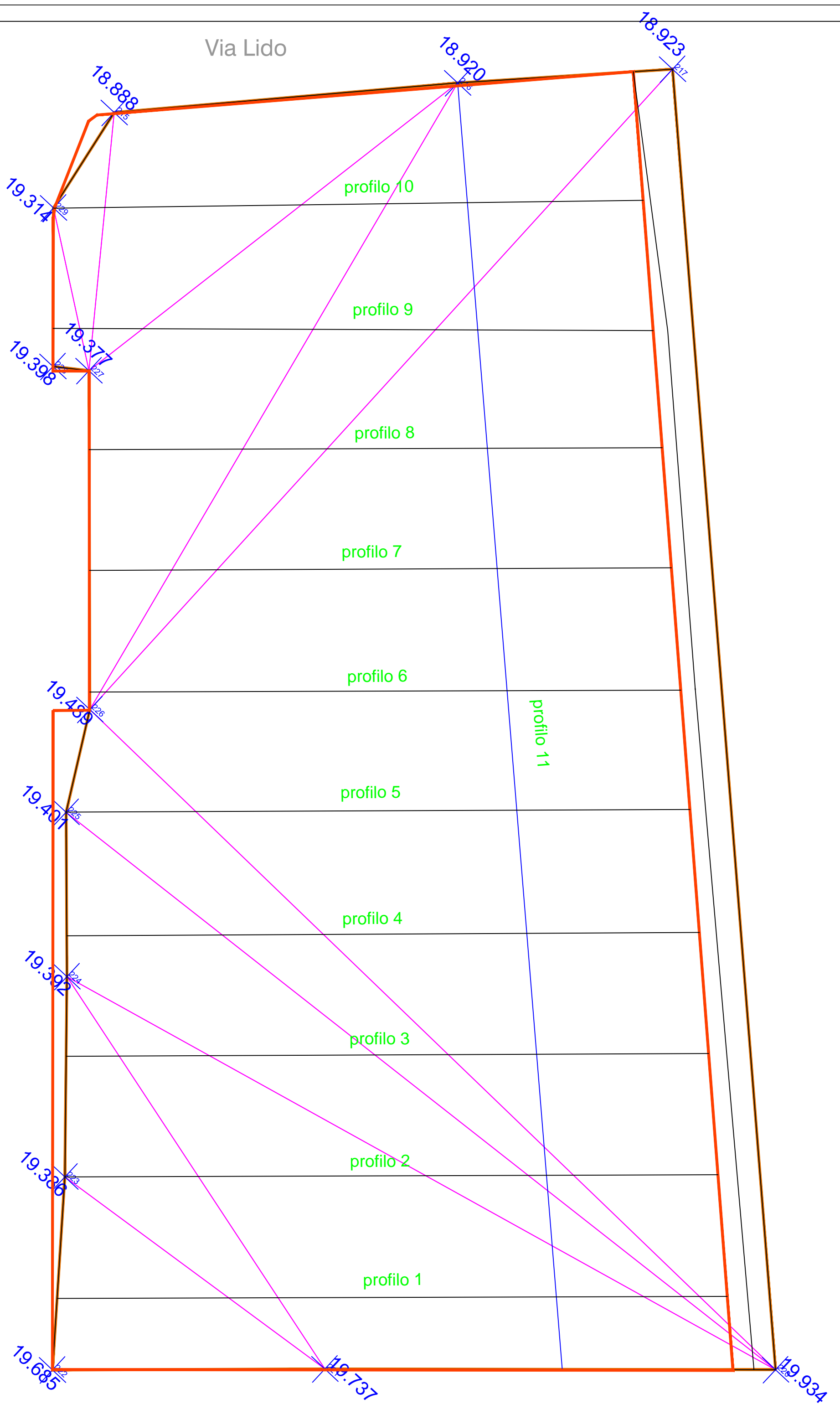
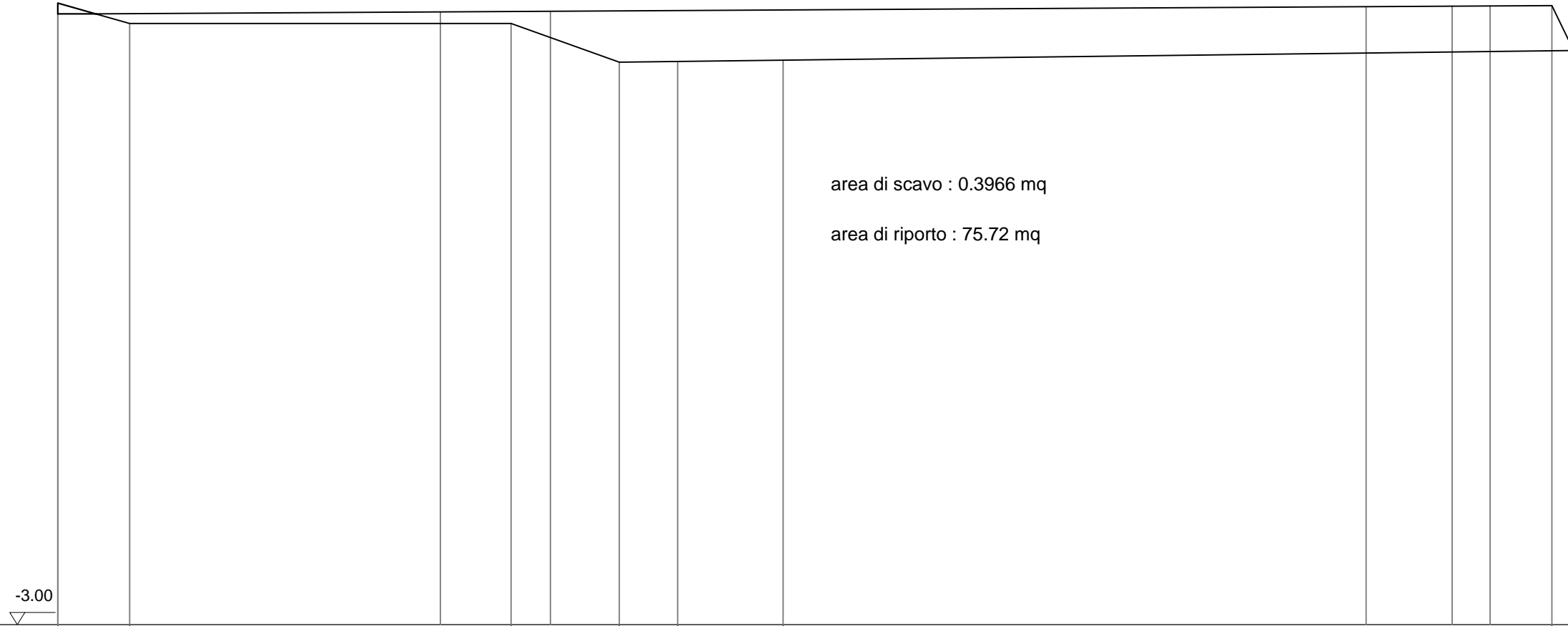


Via Lido



1  
 Profilo [L59-]

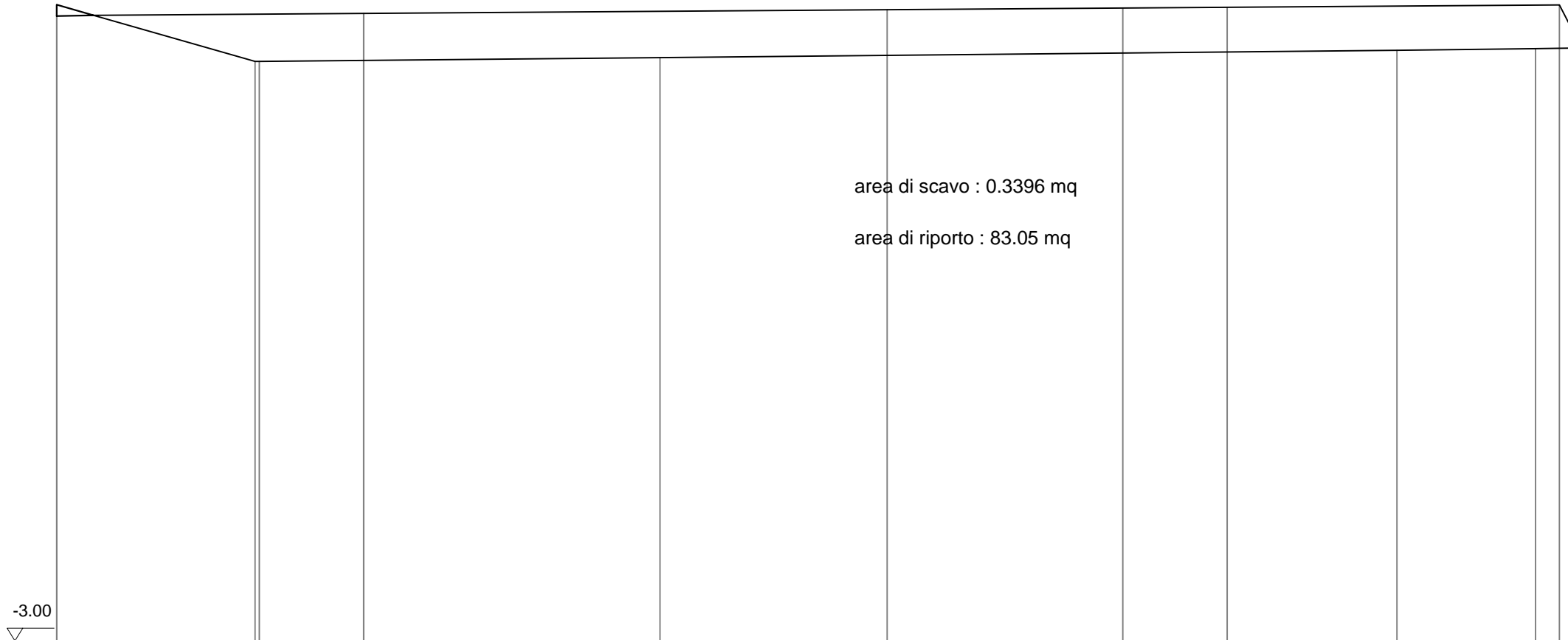


Quota	19.97	19.22	19.25	17.79	17.81	17.85	18.24
Progressiva	0.00	2.66	16.77	20.78	22.94	26.84	56.08
Pendenza	-28.38	0.24	-36.47	0.93	0.99	1.21	1.28
Sviluppata	0.00	2.77	16.88	21.15	23.31	27.20	54.40
Sviluppata par.	2.77	14.11	4.27	2.16	3.90	33.24	0.28
Parziale	2.66	14.11	4.01	2.16	3.90	29.24	0.28
Quota progetto	19.57	19.61	19.67	19.83	19.86	19.88	19.88
Progressiva	0.00	14.16	18.24	48.42	51.60	53.01	55.29
Sviluppata	0.00	14.16	18.24	48.42	51.60	53.01	55.29
Sviluppata par.		14.16	4.07	30.18	3.18	1.41	2.32
Parziale		14.16	4.07	30.18	3.18	1.41	2.32

Codici

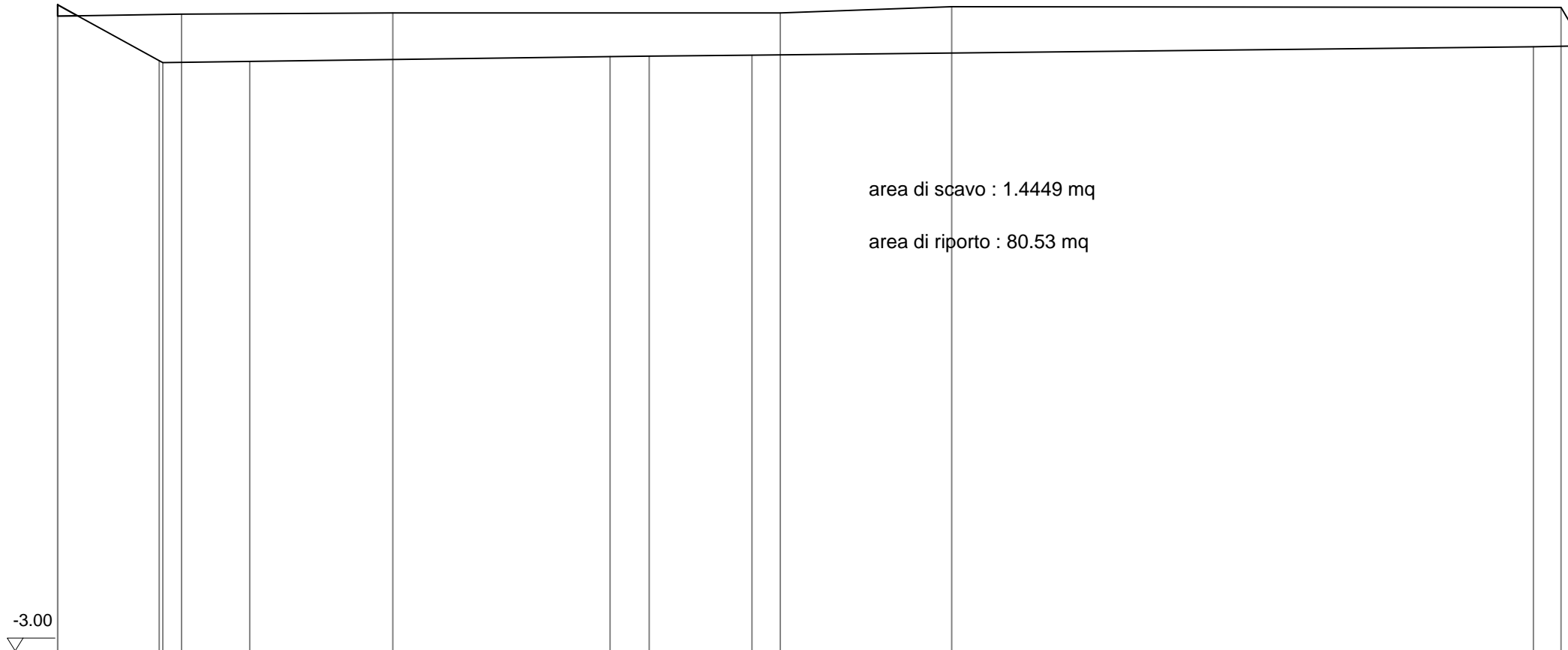
Etichette

2  
 Profilo [L40-]



Quota	19.79	17.76	17.89	18.15	18.21	18.28
Progressiva	0.00	7.11	21.64	48.06	53.04	54.68
Pendenza	-28.51	1.38	0.93	0.99	1.21	1.64
Sviluppata	0.00	7.40	21.92	48.35	53.32	54.96
Sviluppata par.	7.40	0.45	14.37	26.43	4.97	1.64
Parziale	7.11	0.45	14.37	26.43	4.97	1.64
<b>Quota progetto</b>	19.39	19.57	19.67	19.75	19.80	19.78
Progressiva	0.00	11.01	29.78	38.23	41.97	53.38
Sviluppata	0.00	11.02	29.78	38.24	41.97	53.87
Sviluppata par.	11.02	18.77	8.45	3.74	11.90	
Parziale	11.01	18.77	8.45	3.74	11.90	

3  
 Profilo [L51-]




Quota	19.79	17.81 17.75	17.79		17.96 17.98	18.01			18.31	19.34
Progressiva	0.00	3.59 3.72	6.77		19.48 20.87	24.49			52.05 18.31	53.81 19.34
Pendenza		-55.02 <del>-53.23</del>	1.33	1.38	0.93	0.99		1.06		1.07
Sviluppata	0.00	4.10 4.24	7.30		20.01 21.39	25.01			52.58 18.31	54.34 19.34
Sviluppata par.		4.10 0.14	3.06	12.71	1.38	3.62		27.57		1.76
Parziale		3.59 0.13	3.06	12.71	1.38	3.62		27.57		1.76
Quota progetto	19.39	19.46		19.50		19.63		19.72		19.68
Progressiva	0.00	4.37		11.82		25.49		31.54		53.02
Sviluppata	0.00	4.38		11.82		25.49		31.54		59.06
Sviluppata par.		4.38	7.45		13.67		6.05	27.52		
Parziale		4.37	7.45		13.67		6.05	21.48		

Codici

Etometriche

4  
 Profilo [L57-]




Quota	19.79	19.39	17.85	17.98	17.98	18.35	18.42	18.62
Progressiva	0.00	0.88	3.77	13.54	20.48	47.73	51.66	52.98
Pendenza	-46.32	-53.23	1.33	0.12	1.33	1.93	1.98	
Sviluppata	0.00	0.97	4.25	14.02	20.95	48.20	52.14	53.50
Sviluppata par.	0.97	3.28	9.77	6.94	27.25	3.93	1.36	
Parziale	0.88	2.90	9.77	6.94	27.25	3.93	1.32	
Quota progetto	19.39		19.52	19.64			19.60	
Progressiva	0.00		12.84	21.18			51.18	
Sviluppata	0.00		12.84	21.19			51.19	
Sviluppata par.		12.84	8.35	31.00				
Parziale		12.84	8.35	31.00				

Codici


Elaborazioni

5  
 Profilo [L56-]



Quota	19.80	18.17	17.95	17.96	17.98	18.01	18.57	18.68
Progressiva	0.00	3.53	3.94	5.34	20.23	22.16	51.22	52.26
Pendenza		-46.32	-53.23	1.33	0.12	1.33	1.93	1.99
Sviluppata	0.00	3.89	4.36	5.76	20.64	22.57	51.64	52.68
Sviluppata par.		3.89	0.47	1.40	14.89	1.93	29.07	1.04
Parziale		3.53	0.42	1.40	14.89	1.93	29.07	1.04
Quota progetto	19.40			19.56			19.50	
Progressiva	0.00			10.71			51.45	
Sviluppata	0.00			10.71			51.45	
Sviluppata par.			10.71		40.74			
Parziale			10.71		40.74			

6  
 Profilo [L55-]




Quota		19.88	19.34	17.87	17.86	17.92	18.43	18.64
Progressiva	0.00	0.05	2.06	7.11	10.88	18.35	40.79	49.11
Pendenza		-27.22	-29.08	-0.23	0.84	2.25	2.71	
Sviluppata	0.00	0.00	2.07	7.34	11.11	18.57	41.02	49.34
Sviluppata par.		2.07	5.27	3.77	7.47	22.45	8.32	
Parziale	0.05	2.00	5.06	3.77	7.47	22.44	8.32	
Quota progetto		19.47	19.47					19.40
Progressiva	0.00	0.85	1.37					48.81
Sviluppata	0.00	0.85	1.31					48.55
Sviluppata par.		0.85	0.47			47.24		
Parziale	0.05	0.85	0.47			47.44		

Codici

Elaborazioni

7  
 Profilo [L52-]



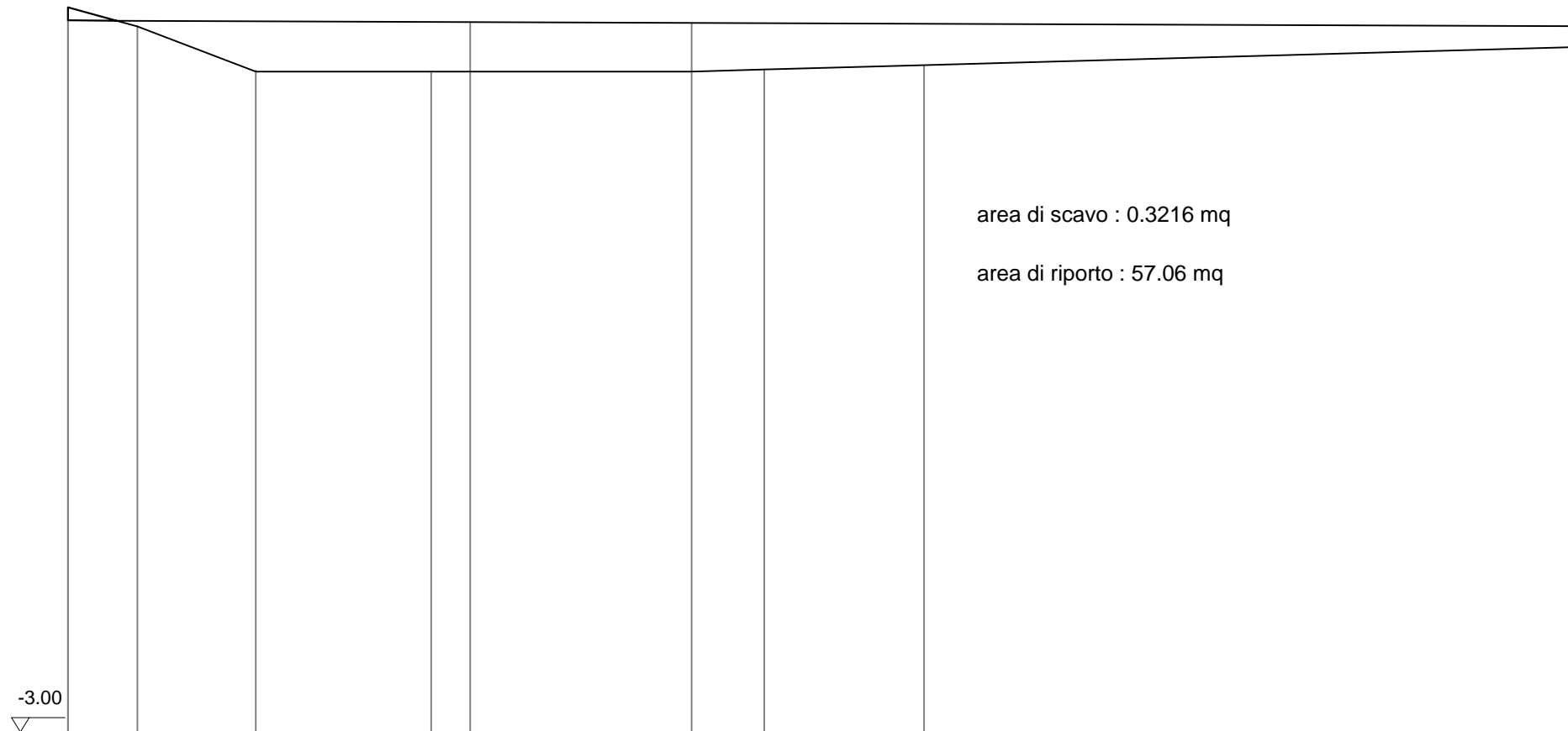
Quota	19.84	18.33	17.81	17.83	17.85	17.96	18.64
Progressiva	0.00	5.54	6.95	15.18	18.37	22.90	48.42
Pendenza		-27.22	-37.30	0.22	0.84	2.25	2.71
Sviluppata	0.00	5.74	7.25	15.48	18.66	23.20	48.72
Sviluppata par.		5.74	1.50	8.23	3.19	4.53	25.52
Parziale		5.54	1.41	8.23	3.19	4.53	25.52
Quota progetto	19.44	19.36	19.37				19.30
Progressiva	0.00	6.79	10.52				48.02
Sviluppata	0.00	6.79	10.52				48.02
Sviluppata par.		6.79	3.74			37.50	
Parziale		6.79	3.74			40.85	

Codici

Elaborazioni



8  
 Profilo [L54-]




Quota	19.80	19.21	17.82	17.83	17.85	17.99	18.54
Progressiva	0.00	2.19	5.92	11.43	21.92	26.95	47.67
Pendenza	-27.22	-37.30	0.22	0.20	2.77	2.89	
Sviluppata	0.00	2.27	6.25	11.76	22.25	27.28	48.01
Sviluppata par.	2.27	3.98	5.51	10.49	5.03	20.73	
Parziale	2.19	3.73	5.51	10.49	5.03	20.72	
Quota progetto	19.40			19.25	19.26		19.22
Progressiva	0.00			12.66	19.63		57.27
Sviluppata	0.00			12.67	19.63		57.27
Sviluppata par.			12.67	6.96	27.64		
Parziale			12.66	6.96	27.64		

Codici

Elettroniche

9  
 Profilo [L47-]




area di scavo : 1.317 mq

area di riporto : 29.41 mq

Quota	19.78	19.70	19.68	18.24	18.60	18.67	18.62
Progressiva	0.00	0.63	2.86	6.72	14.63	46.77	49.91
Pendenza	-11.63	-1.02	-37.27	4.49		0.23	0.24
Sviluppata	0.00	0.64	2.86	6.99	14.90	47.05	50.19
Sviluppata par.	0.64	2.23	4.12	7.91	32.15	3.14	
Parziale	0.63	2.23	3.86	7.90	32.15	3.14	
Quota progetto	19.38	19.36	19.30	19.31	19.14	19.15	19.12
Progressiva	0.00	2.20	3.30	7.39	21.44	31.55	49.51
Sviluppata	0.00	2.20	3.30	7.39	21.45	31.55	49.51
Sviluppata par.		2.20	1.10	4.09	14.05	10.10	17.96
Parziale		2.20	1.10	4.09	14.05	10.10	17.96


Codici

Elaborazioni



Quota	19.71	19.41	19.42				18.98	18.96
Progressiva	0.00	2.69	4.02				41.91	48.65
Pendenza		-11.18	0.24		-1.14			-0.15
Sviluppata	0.00	2.71	4.04				41.93	48.67
Sviluppata par.		2.71	1.33		37.89			6.74
Parziale		2.69	1.33		37.89			6.74
Quota progetto	19.31		19.07		19.11	19.03	19.04	19.02
Progressiva	0.00		4.25		20.47	27.50	41.16	47.90
Sviluppata	0.00		4.26		20.48	27.51	41.16	47.90
Sviluppata par.		4.26		16.22	7.03	13.65		6.74
Parziale		4.25		16.22	7.03	13.65		6.74

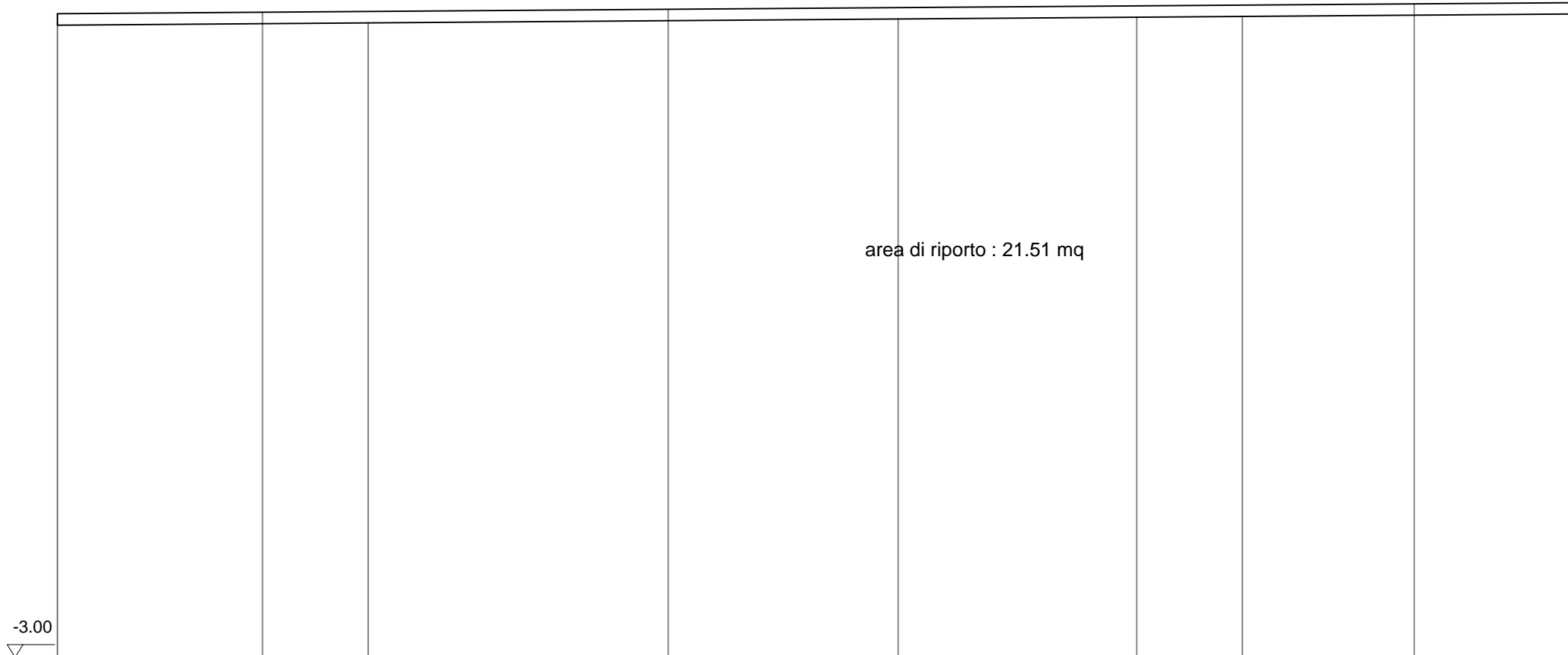
1  
 Profilo [L59-]



Quota	19.57		14.16	19.61		18.24	19.67				48.42	19.83		51.60	19.86		53.01	19.88		55.29	19.88
Progressiva	0.00		14.16		18.24						48.42			51.60			53.01			55.29	
Sviluppata	0.00		14.16		18.24						48.42			51.60			53.01			55.29	
Sviluppata par.			14.16		4.07						30.18			3.18		1.41				2.32	
Parziale			14.16		4.07						30.18			3.18		1.41				2.32	
Quota progetto	19.97	19.98			20.06		20.09	20.10		20.12											20.28
Progressiva	0.00	2.66			16.77		20.78	20.10		26.84											55.10
Sviluppata	0.00	2.66			16.88		21.15	23.31		27.20											54.40
Sviluppata par.		2.66			14.11		4.01	2.16		3.90											28.26
Parziale		2.66			14.11		4.01	2.16		3.90											28.26

Codici  
 Elettromeche

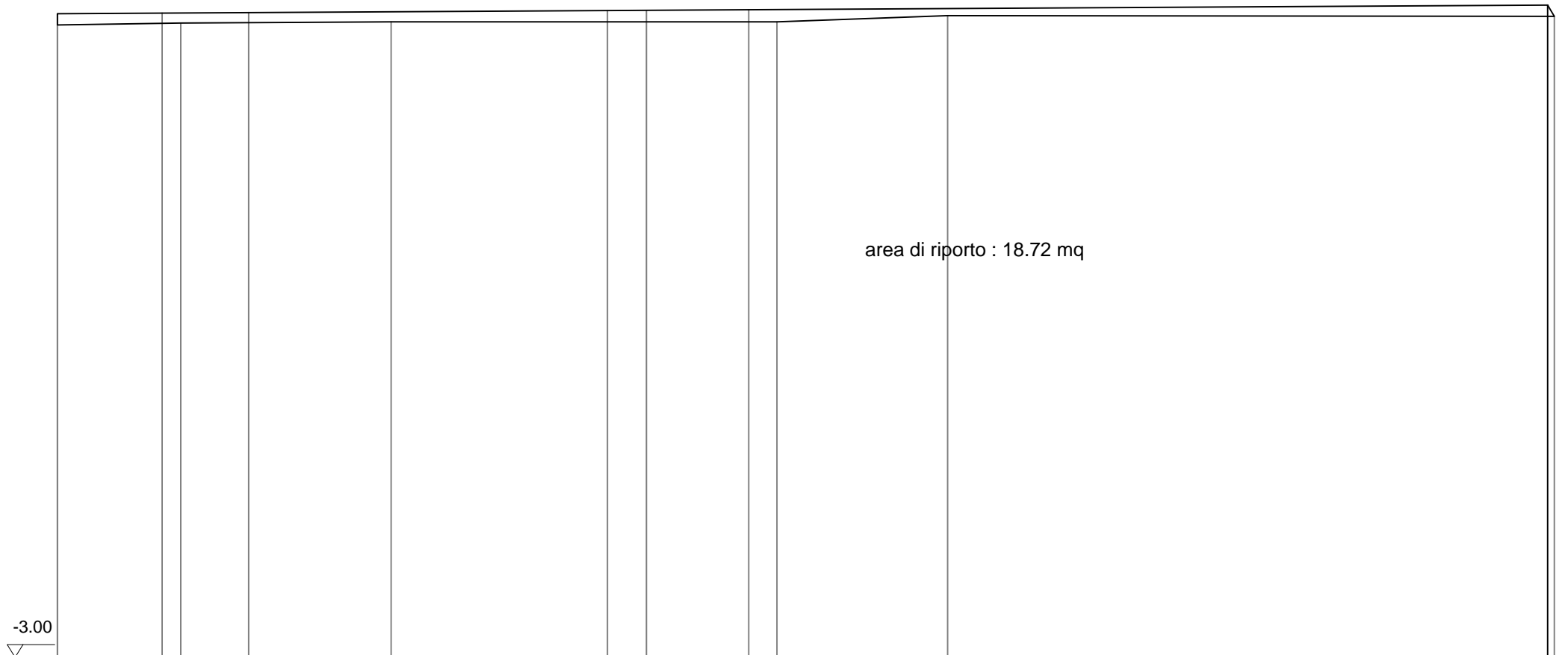
2  
 Profilo [L40-]



Quota	19.39	19.57	19.67	19.75	19.80	19.78
Progressiva	0.00	11.01	29.78	38.23	41.97	53.38
Sviluppata	0.00	11.02	29.78	38.24	41.97	53.87
Sviluppata par.		11.02	18.77	8.45	3.74	11.90
Parziale		11.01	18.77	8.45	3.74	11.90
Quota progetto	19.79	19.84	19.95		20.14	20.18
Progressiva	0.00	7.27	21.64		48.06	53.68
Sviluppata	0.00	7.27	21.64		48.06	53.68
Sviluppata par.		7.27	14.37	26.43		5.61
Parziale		7.27	14.37	26.43		5.61

Codice 223  
 Etimetriche


3  
 Profilo [L51-]



Quota	19.39	19.46		19.50		19.63	19.72		19.69
Progressiva	0.00	4.37		11.82		25.49	31.54		53.02
Sviluppata	0.00	4.38		11.82		25.49	31.54		59.06
Sviluppata par.		4.38	7.45		13.67		6.05	27.52	
Parziale		4.37	7.45		13.67		6.05	21.48	
Quota progetto	19.79	19.81	19.83		19.90	19.91	19.93		20.09
Progressiva	0.00	3.72	6.77		19.48	20.87	24.49		52.79
Sviluppata	0.00	3.72	6.77		19.48	20.87	25.49		52.79
Sviluppata par.		3.72	3.06	12.71	1.38	3.62		28.30	
Parziale		3.72	3.06	12.71	1.38	3.62		28.30	

Codici  
 Etichette


4  
 Profilo [L57-]



Quota	19.39		19.52		19.64				19.60
Progressiva	0.00		12.84		21.18				51.18
Sviluppata	0.00		12.84		21.19				51.19
Sviluppata par.		12.84		8.35			31.00		
Parziale		12.84		8.35			31.00		
Quota progetto	19.79	19.80	19.81	19.85	19.88			19.98	19.99
Progressiva	0.00	0.88	3.77	13.54	20.48			47.73	51.87
Sviluppata	0.00	0.88	3.78	13.54	20.48			47.73	51.87
Sviluppata par.	0.88	2.90	9.77	6.94			27.25	4.14	
Parziale	0.88	2.90	9.77	6.94			27.25	4.14	

Codici  
 Elettometriche

5  
 Profilo [L56-]




Quota	19.40		19.56				19.50
Progressiva	0.00		10.71				51.45
Sviluppata	0.00		10.71				51.45
Sviluppata par.		10.71			40.74		
Parziale		10.71			40.74		
Quota progetto	19.80	19.86		19.95	19.94		19.90
Progressiva	0.00	3.94	5.34	20.23	22.16		51.08
Sviluppata	0.00	3.94	5.34	20.23	22.16		51.08
Sviluppata par.		3.94	1.41	14.89	1.93	28.92	
Parziale		3.94	1.41	14.89	1.93	28.92	

Codice 225  
 Etimetriche




6  
 Profilo [L55-]



Quota	19.48	19.47	19.47						19.40
Progressiva	0.00	0.05	0.90	1.37					48.81
Sviluppata	0.00	0.00	0.85	1.31					48.55
Sviluppata par.		0.85	0.47				47.24		
Parziale	0.05	0.85	0.47				47.44		
Quota progetto	19.88	19.88	19.87	19.87		19.86		19.82	19.81
Progressiva	0.00	0.05	2.06	7.11	10.88	18.35		40.79	48.66
Sviluppata	0.00	0.00	2.07	7.06	10.83	18.29		40.74	48.60
Sviluppata par.		2.00	5.06	3.77	7.47		22.44	7.87	
Parziale	0.05	2.00	5.06	3.77	7.47		22.44	7.87	

Codici  
 Elettometriche


7  
 Profilo [L52-]



Quota	19.44	19.36	19.37				19.30
Progressiva	0.00	6.79	10.52				48.02
Sviluppata	0.00	6.79	10.52				48.02
Sviluppata par.		6.79	3.74			37.50	
Parziale		6.79	3.74			40.85	
Quota progetto	19.84	19.83	19.82	19.76	19.75	19.75	19.71
Progressiva	0.00	5.54	6.95	15.18	18.37	22.90	47.79
Sviluppata	0.00	5.54	6.95	15.18	18.37	22.90	47.79
Sviluppata par.		5.54	1.41	8.23	3.19	4.53	24.89
Parziale		5.54	1.41	8.23	3.19	4.53	24.89


Codici  
 Elettometriche

8  
 Profilo [L54-]




Quota	19.40		19.25		19.26		19.22	
Progressiva	0.00		12.66		19.63		57.27	
Sviluppata	0.00		12.67		19.63		57.27	
Sviluppata par.	12.67		6.96		27.64			
Parziale	12.66		6.96		27.64			
Quota progetto	19.80	19.80	19.78	19.76	19.71	19.70	19.62	
Progressiva	0.00	2.19	5.92	11.43	21.92	26.95	47.03	
Sviluppata	0.00	2.19	5.92	11.43	21.92	26.95	47.03	
Sviluppata par.	2.19	3.73	5.51	10.49	5.03	20.09		
Parziale	2.19	3.73	5.51	10.49	5.03	20.09		

Codici  
 Elettromeccaniche



Quota	19.38	19.36	19.30	19.31	19.14	19.15	19.12
Progressiva	0.00	2.20	3.30	7.39	21.44	31.55	49.51
Sviluppata	0.00	2.20	3.30	7.39	21.45	31.55	49.51
Sviluppata par.		2.20	1.10	4.09	14.05	10.10	17.96
Parziale		2.20	1.10	4.09	14.05	10.10	17.96
Quota progetto	19.78	19.70	19.68	19.67	19.65	19.57	19.54
Progressiva	0.00	0.63	2.86	6.72	14.63	46.77	49.19
Sviluppata	0.00	0.64	2.86	6.72	14.63	46.78	49.20
Sviluppata par.		0.64	2.23	3.86	7.90	32.15	2.42
Parziale		0.63	2.23	3.86	7.90	32.15	2.42



Quota	19.31	19.07	19.11	19.03	19.04	19.01
Progressiva	0.00	4.25	20.47	27.50	41.16	48.66
Sviluppata	0.00	4.26	20.48	27.51	41.16	48.66
Sviluppata par.		4.26	16.22	7.03	13.65	7.50
Parziale		4.25	16.22	7.03	13.65	7.50
Quota progetto	19.76	19.41	19.42		19.43	19.43
Progressiva	0.00	2.69	4.02		41.91	48.47
Sviluppata	0.00	2.71	4.04		41.92	48.47
Sviluppata par.		2.71	1.33	37.89		6.56
Parziale		2.69	1.33	37.89		6.56

Codici

228

Elaborazioni